

NEK11 Monoclonal Antibody [4E1-1F4]

[Catalog No. A-7142-100]

Description

Mouse monoclonal antibody raised against a full length recombinant NEK11, clone 4E1-1F4.

Size

100 µg

Purification

Protein A purified

Immunogen

NEK11 (AAH28587, 1 a.a. ~ 483 a.a) full length recombinant protein with GST tag. MW of the GST tag alone is 26 KDa.

Cross Reactivity

Human

Isotype

IgG1 Kappa

Formulation

In 1x PBS, pH 7.2

Storage

Aliquot and store at -20°C or lower. Avoid repeated freezing and thawing. Multiple freeze/thaw cycles may result in decreased performance. Non-hazardous. No MSDS necessary.

Handling Recommendations

For maximum recovery of the products, centrifuge the vial prior to opening the cap.

Applications & Suggested Dilutions*

Western Blot: 0.5-1 µg/ml

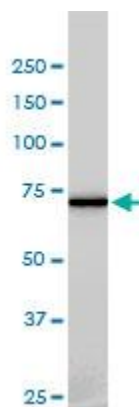
ELISA: 0.25-1 µg/ml

Immunohistochemistry (IHC): 2.5 µg/ml


Immunofluorescence: 5 µg/ml

**The end user is responsible for determining optimal working dilutions.*

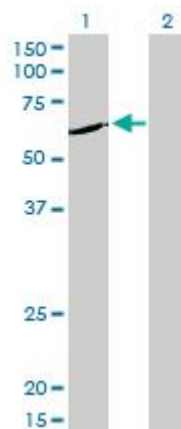
Data



NEK11 Monoclonal Antibody, clone 4E1-1F4. Western Blot analysis of NEK11 expression in HL-60.



NEK11 Monoclonal Antibody, clone 4E1-1F4. Western Blot analysis of NEK11 expression in A-431.



Western Blot analysis of NEK11 expression in transfected 293T cell line by NEK11 Monoclonal Antibody, clone 4E1-1F4.

Lane 1: NEK11 transfected lysate (55.5 kDa).
Lane 2: Non-transfected lysate.

This product is for research purposes only. Not intended for use in diagnostic procedures.