

PBK Monoclonal Antibody [2D6]

[Catalog No. A-6167-100]

Description

Mouse monoclonal antibody raised against a full length recombinant PBK, clone 2D6.

Size

100 µg

Purification

Protein A purified

Immunogen

PBK (AAH15191, 1 a.a. ~ 323 a.a) full length recombinant protein with GST tag. MW of the GST tag alone is 26 KDa.

Cross Reactivity

Human, Mouse, Rat

Isotype

IgG2a Kappa

Formulation

In 1x PBS, pH 7.2

Storage

Aliquot and store at -20°C or lower. Avoid repeated freezing and thawing. Multiple freeze/thaw cycles may result in decreased performance. Non-hazardous. No MSDS necessary.

Handling Recommendations

For maximum recovery of the products, centrifuge the vial prior to opening the cap.

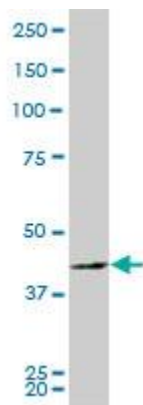
Applications & Suggested Dilutions*

Western Blot: 0.5-1 µg/ml


ELISA: 0.25-1 µg/ml

**The end user is responsible for determining optimal working dilutions.*

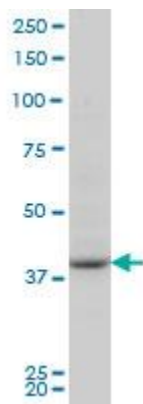
Data



PBK Monoclonal Antibody, clone 2D6. Western Blot analysis of PBK expression in PC-12.



PBK Monoclonal Antibody, clone 2D6. Western Blot analysis of PBK expression in Raw 264.7.



PBK Monoclonal Antibody, clone 2D6. Western Blot analysis of PBK expression in NIH/3T3.

This product is for research purposes only. Not intended for use in diagnostic procedures.